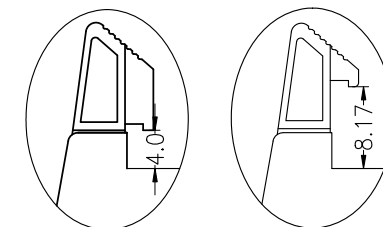
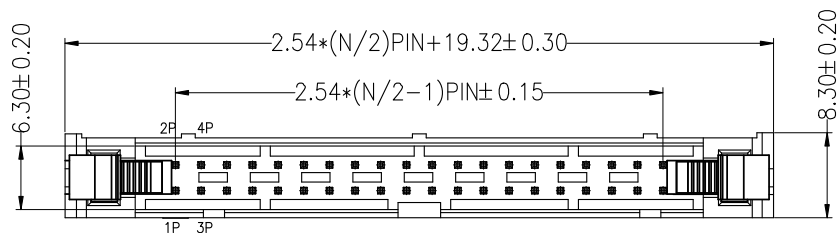




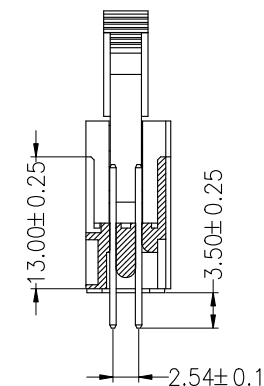
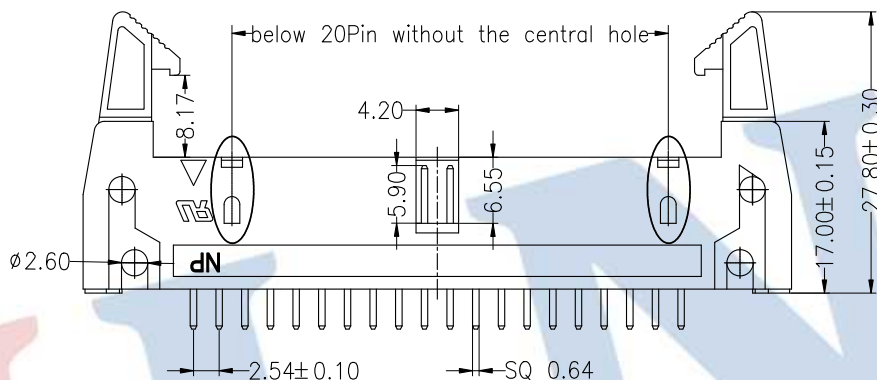
SPECIFICATIONS

Rated Current:3.0AMP
 Contact Resistance:20mΩ Max
 Withstand Voltage:1000V AC/DC
 Insulation Resistance:1000MΩ Min
 Operation Temperature:-40°C to +105°C

Contact Material:Brass
 Contact Plating:Au or Sn Over Ni
 Insulator Material:Polyester(UL94V-0)
 Resistance To Soldering Heat:
 245° C±5° C, 10s(PBT insulator)
 260° C±5° C, 10s(PA6T&PA9T insulator)



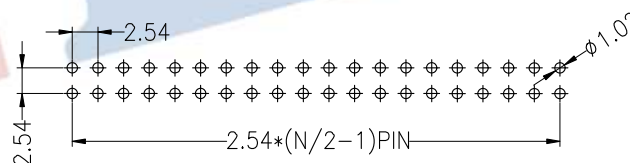
S=Short Latch L=Long Latch



Ordering Information

3310 XX S XX X X X X 0X

- No. of Pins NPin N=6-64
- Contact Plating: G0:Gold Flash, G1:1u" Gold, G2:1.5u" Gold, G3:2u" Gold, G4:3u" Gold, G5:5u" Gold, G6:10u" Gold, G7:15u" Gold, G8:30u" Gold, S0:Gold Flash/Tin, SN:Tin
- Insulator Material Option: A=BK-PBT, C=BK-PA6T, E=BK-PA9T
- Color Type: B=Black, G=Grey
- Latch Type: L=Long Latch, S=Short Latch
- Packing: 0=PE Bag, A=Tray, T=Tube, P=Tube+Cap
- Code Stream: 01~99



Recommended P.C.B Layout(Top Side)
 (PCB BOARD TOLERANCE±0.05)

				OPERATION		DRAW	Jelly Feng	2023.04.11	SCALE	FIT	JILN ® 深圳市锦凌电子有限公司 SHENZHEN JINLING ELECTRONICS CO.,LTD Tel: 86-755-27483253 Fax: 86-755-2997-5588	
				X.X	±0.30				UNIT	mm		
				X.XX	±0.20				CHECK	SIZE		
A0	2023.04.11	NEW DRAWING		X.XXX	±0.10	APPROVE	SHEET	1/1	PART NO.	3310XXSXXXXXX0X		
REV	DATE	MODIFICATION DESCRIPTION		CHANGE	DIM	TOL	PROJ.	TITLE:		2.54 ejector header NPin 180°		