

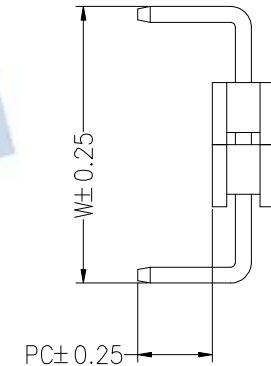
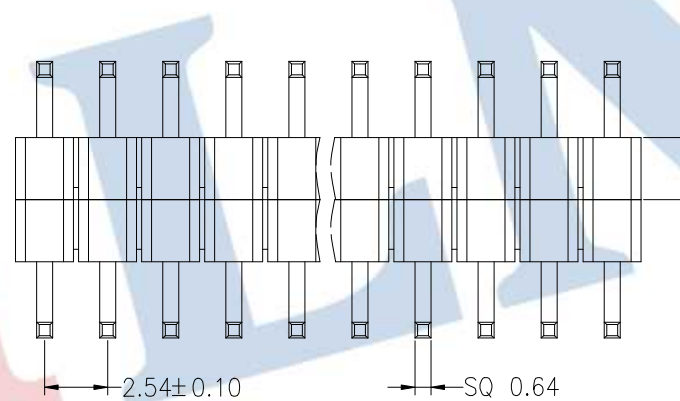
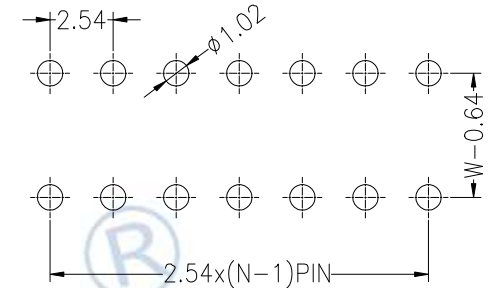
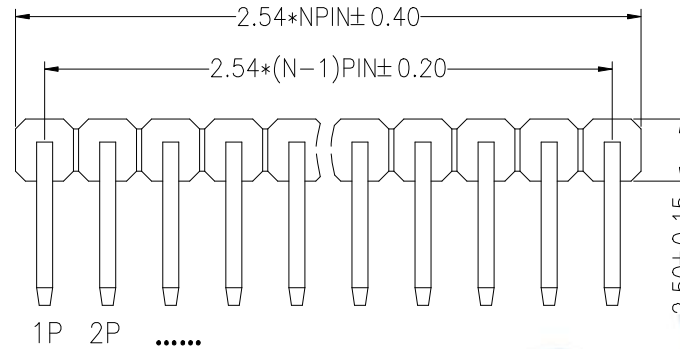


**SPECIFICATIONS**

Rated Current:3.0AMP  
 Contact Resistance:20mΩ Max  
 Withstand Voltage:1000V AC/DC  
 Insulation Resistance:1000MΩ Min  
 Operation Temperature:-40°c to +105°c

Contact Material:Brass  
 Contact Plating:Au Over Ni  
 Insulator Material:Polyester(UL94V-0)  
 Resistance To Soldering Heat:  
 260° C±5° C, 10s(PA6T&PA9T&LCP insulator)

Recommended P.C.B Layout(Top Side)  
 (PCB BOARD TOLERANCE±0.05)



**Ordering Information**

**12XX 2 1 XX X N XX U XXX X 0X**

- High.of Plastic: 10=H1.0mm, 15=H1.5mm, 17=H1.7mm, 20=H2.0mm, 25=H2.5mm, 30=H3.0mm, 33=H3.3mm
- No.of Pins Per Row: 02~40P
- Insulator Material Option: C=BK-PA6T, E=BK-PA9T, F=BK-LCP
- Contact Plating: G0:Gold Flash, G1:1u" Gold, G2:1.5u" Gold, G3:2u" Gold, G4:3u" Gold, G5:5u" Gold, G6:10u" Gold, G7:15u" Gold, G8:30u" Gold, S0:Gold Flash/Tin, SN:Tin
- Pin Length
- Packing: 0=PE Bag, A=Tray, T=Tube, P=Tube+Cap, R=Reel+Cap, M=Reel+Mylar

Dimension antitheses list		
ITEM	PC	W
Alternate	XXX	XXX

				OPERATION		DRAW	RICH LIN	23.06.10	SCALE	FIT	<b>JILN® 深圳市锦凌电子有限公司</b> SHENZHEN JINLING ELECTRONICS CO.,LTD Tel: 86-755-27483253 Fax: 86-755-2997-5992	
				X.X	±0.30				UNIT	mm		
						CHECK			SIZE	A4	PART NO.	12XX21XXXNXXUXXX0X
A0	2023.06.10	NEW DRAWING		X.XXX	±0.10				SHEET	1/1	TITLE:	2.54mm Pin Header 两边弯
REV	DATE	MODIFICATION DESCRIPTION		CHANGE	DIM	TOL	APPROVE	PROJ.				