

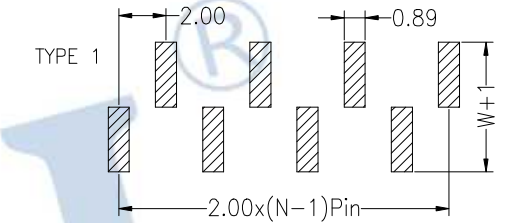
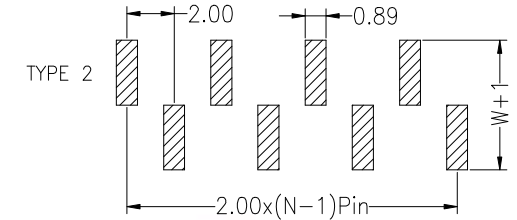
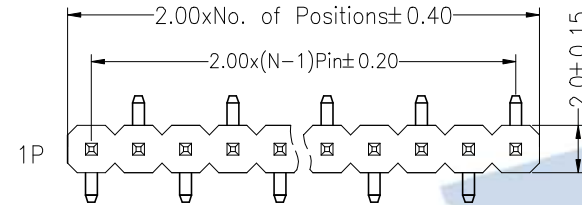
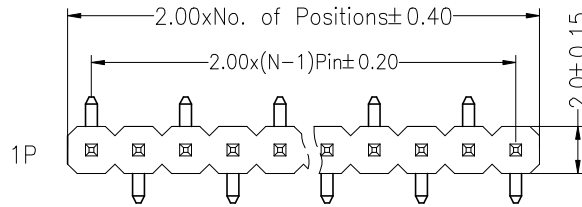


SPECIFICATIONS

Rated Current:2.0AMP
 Contact Resistance:20mΩ Max
 Withstand Voltage:500V AC/DC
 Insulation Resistance:1000MΩ Min
 Operation Temperature:-40°c to +105°c

Contact Material:Brass
 Contact Plating:Au Over Ni
 Insulator Material:Polyester(UL94V-0)
 Resistance To Soldering Heat:
 260° C±5° C, 10s(PA6T&PA9T&LCP insulator)

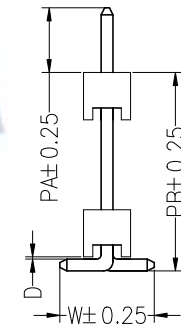
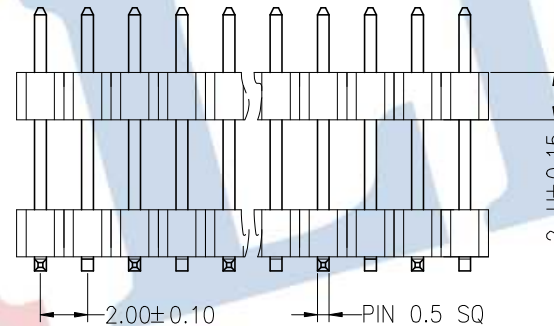
Recommended P.C.B Layout(Top Side)
 (PCB BOARD TOLERANCE±0.05)



Ordering Information

13XX 2 1 XX X N XX M XXX X 0X

- High.of Plastic: 10=H1.0mm, 15=H1.5mm, 20=H2.0mm, 25=H2.5mm, 30=H3.0mm, 40=H4.0mm
- No.of Pins Per Row: 02~40P
- Insulator Material Option: C=BK-PA6T, E=BK-PA9T, F=BK-LCP
- Contact Plating: G0:Gold Flash, G1:1u" Gold, G2:1.5u" Gold, G3:2u" Gold, G4:3u" Gold, G5:5u" Gold, G6:10u" Gold, G7:15u" Gold, G8:30u" Gold, S0:Gold Flash/Tin, SN:Tin
- Pin Length
- Packing: 0=PE Bag, A=Tray, T=Tube, P=Tube+Cap, R=Reel+Cap, M=Reel+Mylar



Dimension antitheses list				
ITEM	PA	PB	D	W
Alternate	XXX	XXX	XXX	XXX

		OPERATION		DRAW	RICH LIN	23.06.10	SCALE	FIT
		X.X	±0.30					
		X.XX	±0.20	CHECK			UNIT	mm
		X.XXX	±0.10				SIZE	A4
A0	2023.06.10	NEW DRAWING		APPROVE			SHEET	1/1
REV	DATE	MODIFICATION DESCRIPTION		DIM	TOL		PROJ.	◆

JILN 深圳市锦凌电子有限公司
 SHENZHEN JINLING ELECTRONICS CO.,LTD
 Tel: 86-755-27483253 Fax: 86-755-2997-5992

PART NO.	13XX21XXXNXXMXXX0X
TITLE:	2.0mm Pin Header SMT