

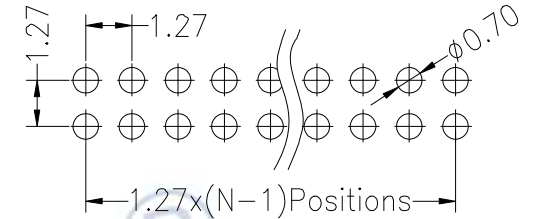
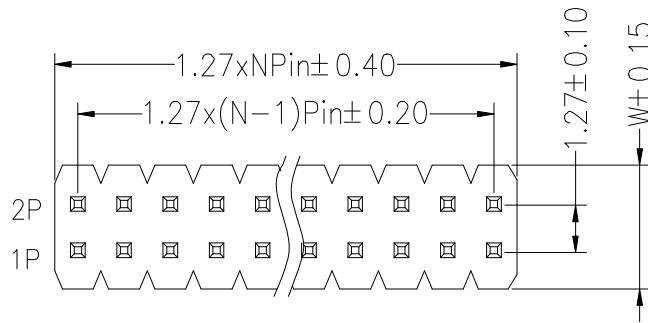


SPECIFICATIONS

Rated Current:1.0AMP
 Contact Resistance:20mΩ Max
 Withstand Voltage:500V AC/DC
 Insulation Resistance:1000MΩ Min
 Operation Temperature:-40°c to +105°c

Contact Material:Brass
 Contact Plating:Au Over Ni
 Insulator Material:Polyester(UL94V-0)
 Resistance To Soldering Heat:
 245° C±5° C, 10s(PBT insulator)
 260° C±5° C, 10s(PA6T&PA9T&LCP insulator)

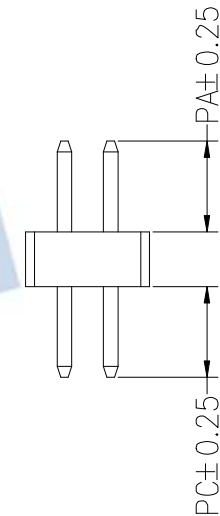
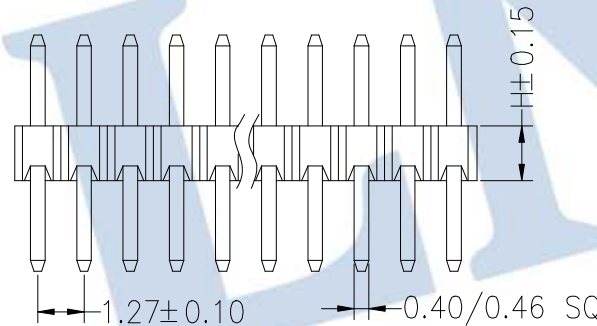
Recommended P.C.B Layout(Top Side)
 (PCB BOARD TOLERANCE±0.05)



Ordering Information

14XX 12 XX X N XX S XXX X 0X

- High.of Plastic
10=H1.0mm
15=H1.5mm
16=H1.6mm
20=H2.0mm
25=H2.5mm
30=H3.0mm
- No.of Pins Per Row
02~50P
- Insulator Material Option
A=BK-PBT
C=BK-PA6T
E=BK-PA9T
F=BK-LCP
- Contact Plating
G0:Gold Flash
G1:1u" Gold
G2:1.5u" Gold
G3:2u" Gold
G4:3u" Gold
G5:5u" Gold
G6:10u" Gold
G7:15u" Gold
G8:30u" Gold
S0:Gold Flash/Tin
SN:Tin
- Pin Length
- Packing
0=PE Bag
A=Tray
T=Tube
P=Tube+Cap
R=Reel+Cap
M=Reel+Mylar



Dimension antitheses list						
H	1.0	1.5	1.6	2.0	2.5	3.0
W	3.4	3.4	3.0	3.0	3.0/3.4	3.4

Dimension antitheses list		
ITEM	PA	PC
Alternate	XXX	XXX

				OPERATION		DRAW	RICH LIN	23.06.10	SCALE	FIT	JILN ® 深圳市锦凌电子有限公司 SHENZHEN JINLING ELECTRONICS CO.,LTD Tel: 86-755-27483253 Fax: 86-755-2997-5992	
				X.X	±0.30				UNIT	mm		
				X.XX	±0.20				SIZE	A4		
				X.XXX	±0.10				SHEET	1/1		
A0	2023.06.10	NEW DRAWING		Angle	±3°	APPROVE		PART NO.	14XX12XXXNXXSXXX0X			
REV	DATE	MODIFICATION DESCRIPTION		DIM	TOL		PROJ.	☺	TITLE:	1.27mm Pin Header 180°		