

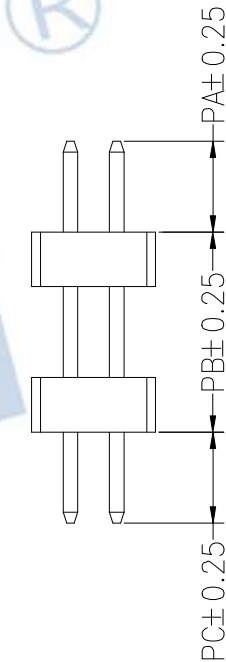
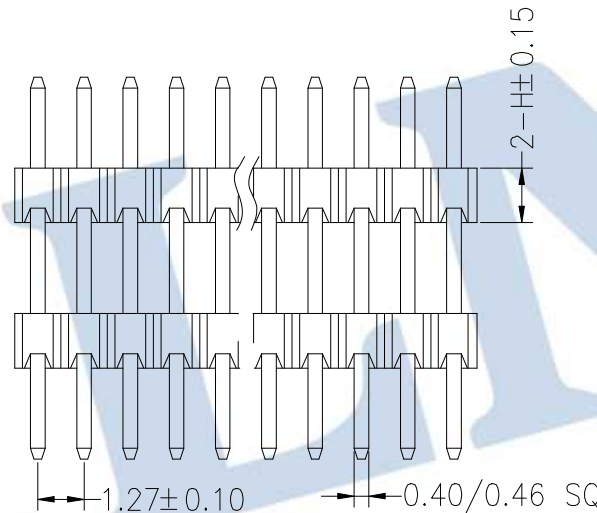
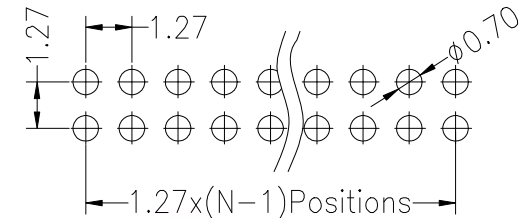
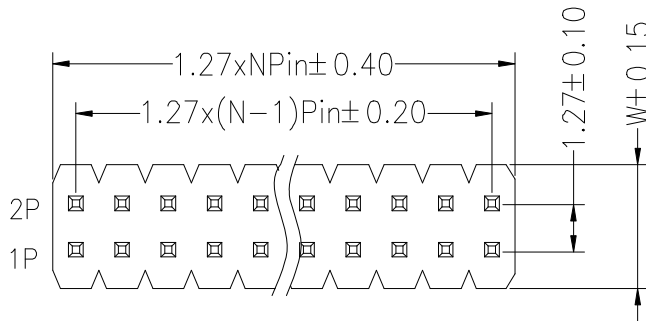


**SPECIFICATIONS**

Rated Current:1.0AMP  
 Contact Resistance:20mΩ Max  
 Withstand Voltage:500V AC/DC  
 Insulation Resistance:1000MΩ Min  
 Operation Temperature:-40°C to +105°C

Contact Material:Brass  
 Contact Plating:Au Over Ni  
 Insulator Material:Polyester(UL94V-0)  
 Resistance To Soldering Heat:  
 245°C±5°C, 10s(PBT insulator)  
 260°C±5°C, 10s(PA6T&PA9T&LCP insulator)

Recommended P.C.B Layout(Top Side)  
 (PCB BOARD TOLERANCE±0.05)



**Ordering Information**

14XX 22 XX X N XX S XXX X 0X

High.of Plastic  
 10=H1.0mm  
 15=H1.5mm  
 16=H1.6mm  
 20=H2.0mm  
 25=H2.5mm  
 30=H3.0mm

No.of Pins Per Row  
 02~50P

Insulator Material Option  
 A=BK-PBT  
 C=BK-PA6T  
 E=BK-PA9T  
 F=BK-LCP

Contact Plating  
 G0:Gold Flash  
 G1:1u" Gold  
 G2:1.5u" Gold  
 G3:2u" Gold  
 G4:3u" Gold  
 G5:5u" Gold  
 G6:10u" Gold  
 G7:15u" Gold  
 G8:30u" Gold  
 S0:Gold Flash/Tin  
 SN:Tin

Pin Length

Packing  
 0=PE Bag  
 A=Tray  
 T=Tube  
 P=Tube+Cap  
 R=Reel+Cap  
 M=Reel+Mylar

Dimension antitheses list

H	1.0	1.5	1.6	2.0	2.5	3.0
W	3.4	3.4	3.0	3.0	3.0/3.4	3.4

Dimension antitheses list

ITEM	PA	PB	PC
Alternate	XXX	XXX	XXX

**OPERATION**

X.X	±0.30
X.XX	±0.20
X.XXX	±0.10
Angle	±3°
DIM	TOL

DRAW  
 CHECK  
 APPROVE

RICH LIN  
 23.06.10  
 SCALE  
 FIT  
 UNIT  
 mm  
 SIZE  
 A4  
 SHEET  
 1/1  
 PROJ.

**JILN** 深圳市锦凌电子有限公司  
 SHENZHEN JINLING ELECTRONICS CO.,LTD

Tel: 86-755-27483253 Fax: 86-755-2997-5992

PART NO.

14XX22XXXNXXSXXX0X

TITLE:

1.27mm Pin Header 180°

A0 2023.06.10 NEW DRAWING

REV DATE MODIFICATION DESCRIPTION CHANGE